

## Remote Operation

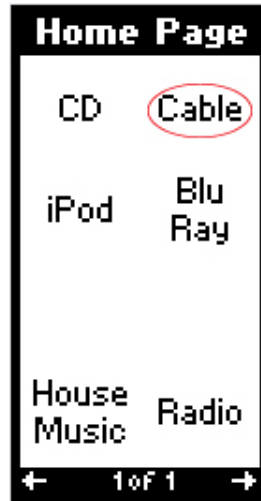


Home Page button  
(takes you back to Home Page menu)



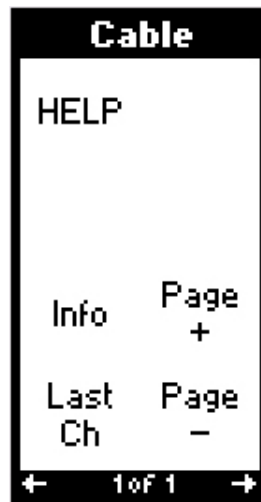
System Off button  
(turns entire system off)

To Watch Cable TV:



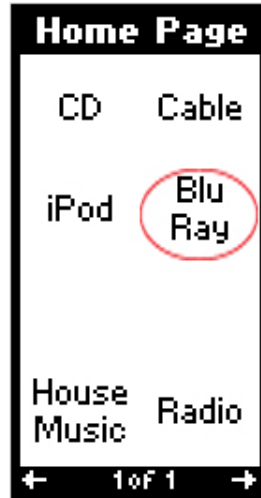
From the Home Page, press the button next to “Cable” to automatically turn the system on and select Cable.

From the Cable Page:



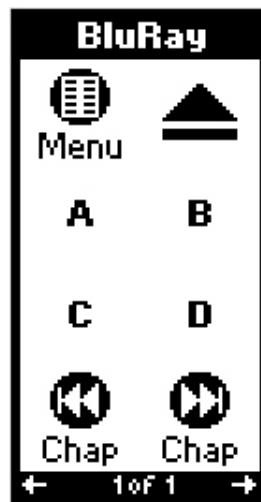
You should be able to easily control the channels and volume.

To Watch a BluRay Disc or DVD:



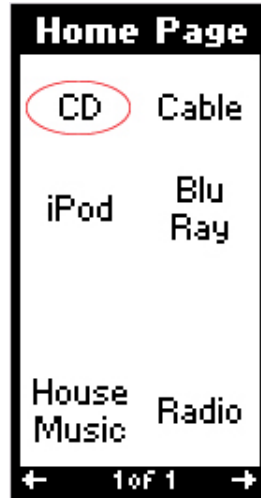
From the Home Page, press the button next to “Blu Ray” to automatically turn the system on and select the disc player.

From the BluRay Page:



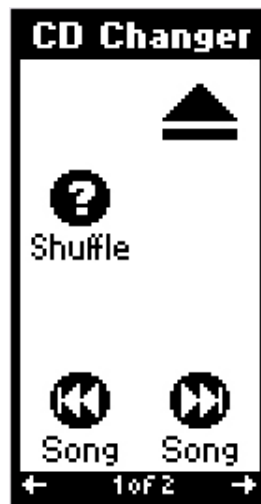
You should be able to easily control the disc player and the volume.  
The “Menu” and “(eject)” buttons work for both BluRay discs and DVD.  
The lettered buttons “A”, “B”, “C” and “D” will work for BluRay discs only.

To Listen to a CD:



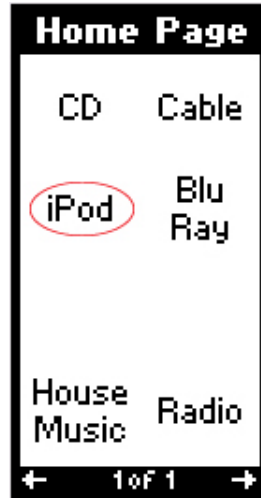
From the Home Page, press the button next to "CD" to automatically turn the system on and select CD.

From the CD Page:



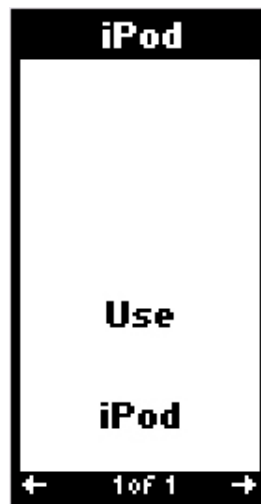
You should be able to easily control the CD Changer and the volume.  
The "Shuffle" button will put the CD Changer into a random-play mode.  
The second page of commands contains the commands for the changing of discs.

To Listen to an iPod (or other portable device):



From the Home Page, press the button next to “iPod” to automatically turn the system on and select the external device.

The iPod Page:

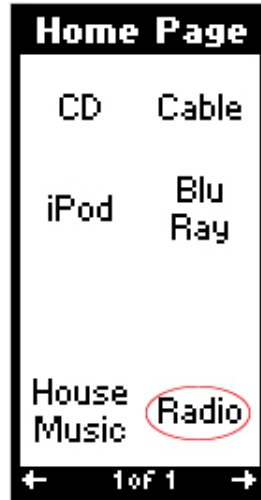


You will be instructed to use the iPod.

Be sure you have already attached the external device to the 3.5mm plug on the right side of the equipment in the cabinet.

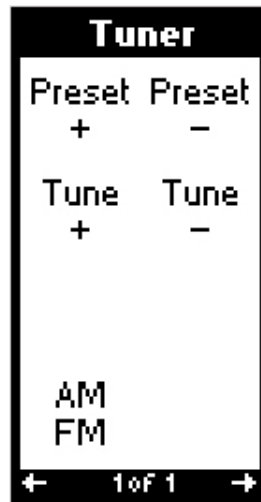
Always keep the iPod volume turned all the way up when you use it with the system.

To Listen to the Radio:



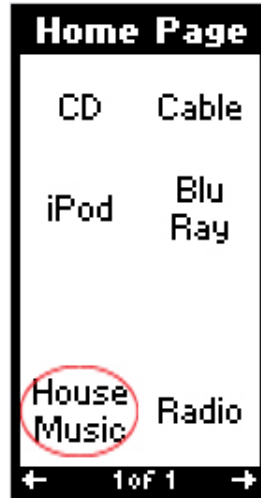
From the Home Page, press the button next to “Radio” to automatically turn the system on and select Tuner.

The Tuner Page:

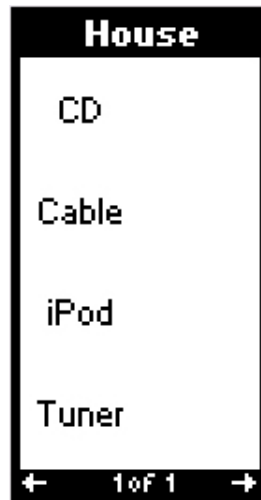


You will be able to tune the station from this menu and control the volume.

To Play Music Through the House:



From the Home Page, press the button next to “House Music” will take you to the House menu page.



From the House page you can select any of the sources to play throughout the house. The selected source does not have to be the same as the source in the living room. An example of this is playing CDs throughout the house while watching cable tv in the living room.



If you are ever confused or in doubt, just hit the “Power Off” button to turn the entire system off and then just start over from the beginning.